




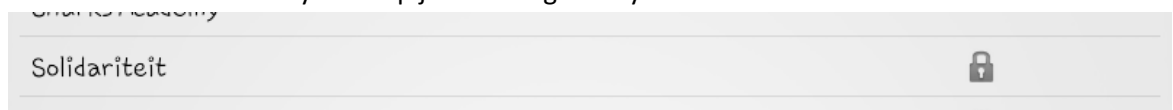
D6 Communicator vir Android-tablet en -selfoon

1. Gaan laai die D6 Communicator af op jou Play store.



2. Vul al jou besonderhede op jou skerm in en klik dan op 'Next'

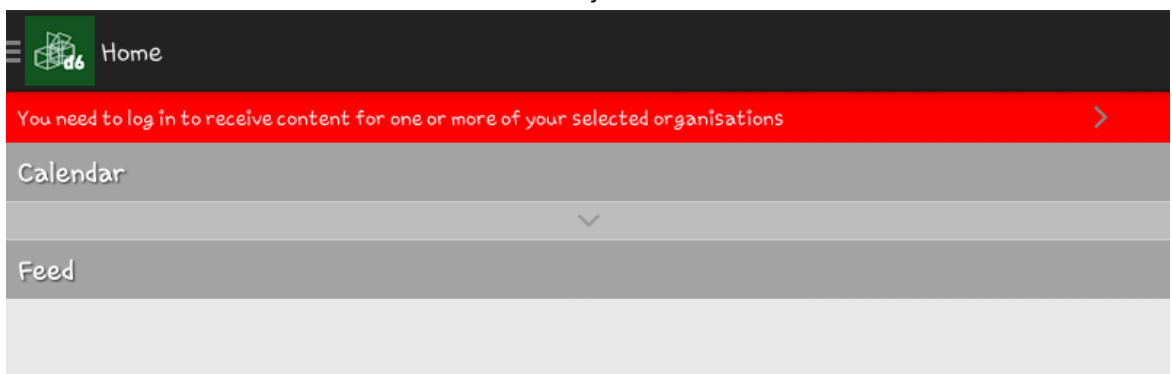
3. Kies Solidariteit van die lys wat op jou skerm gaan wys.



4. Die volgende skerm gaan dan op jou tablet vertoon:



5. Gaan raak aan die rooi balkie aan die bokant van jou skerm.



6. Vul dan jou epos adres in die oop spasies in



Solidariteit

You have chosen a organisation that requires validation, please enter your email and password.

ansievn@solidariteit.co.za

Your Password

Cancel Request a password

7. Klik "Request a password"



Solidariteit

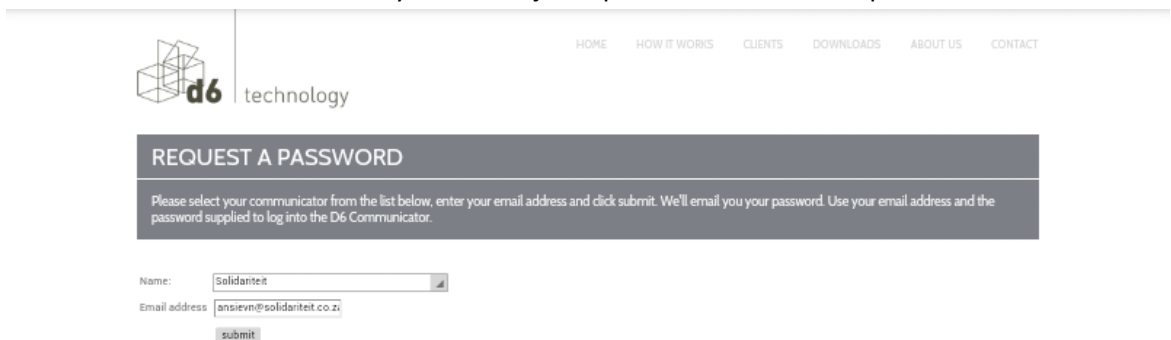
You have chosen a organisation that requires validation, please enter your email and password.

ansievn@solidariteit.co.za

Your Password

Cancel Request a password

8. Kies dan Solidariteit van die kieslys af en vul jou e-posadres in. Klik dan op "Submit".



d6 technology

HOME HOW IT WORKS CLIENTS DOWNLOADS ABOUT US CONTACT

REQUEST A PASSWORD

Please select your communicator from the list below, enter your email address and click submit. We'll email you your password. Use your email address and the password supplied to log into the D6 Communicator.

Name: Solidariteit

Email address: ansievn@solidariteit.co.za

submit

9. Die volgende skerm gaan dan vertoon. Wag vir 'n e-pos van D6 Communicator af, kopieer die wagwoord en plak dit in die skerm voor jou. Regs bo in die hoek gaan daar staan "Next". Klik dan daarop.



Solidariteit

You have chosen a organisation that requires validation, please enter your email and password.

ansievn@solidariteit.co.za

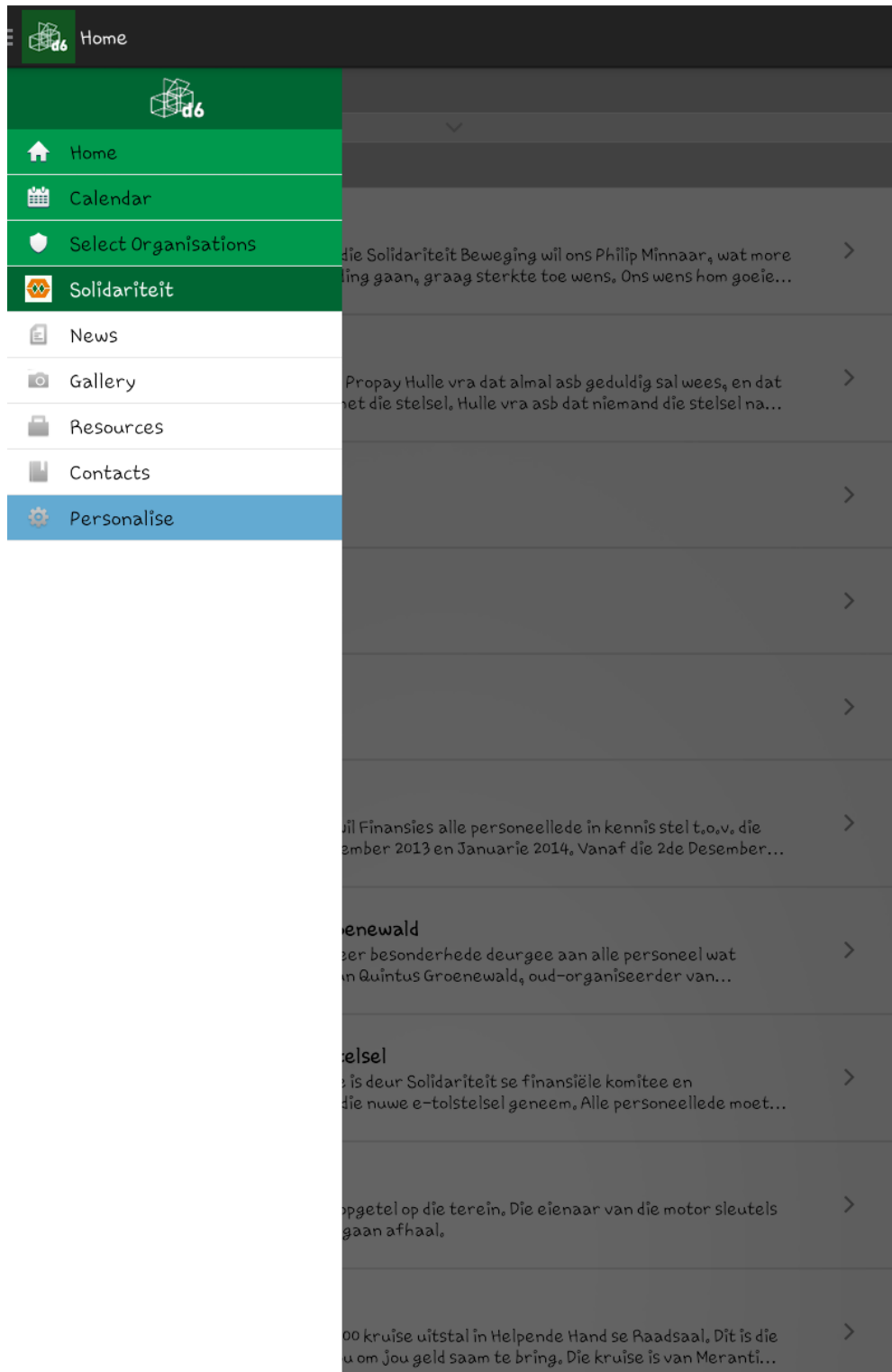
.....

Cancel Request a password

10. Daarna gaan hierdie skerm vertoon:

The screenshot shows a login interface for 'Solidariteit'. At the top, the text reads 'Solidariteit' and 'You have chosen a organisation that requires validation, please enter your email and password,'. Below this, there are two input fields: the first contains the email address 'ansievn@solidariteit.co.za' and the second contains a masked password represented by seven dots. At the bottom of the login area, there are two buttons: 'Cancel' on the left and 'Request a password' on the right. Overlaid on the bottom half of the screen is a white 'Alert' dialog box. The dialog box has the title 'Alert' in blue text. Below the title is a circular progress indicator and the text 'Validating...'.

11. Sodra die validasie voltooi is, sal die D6 Communicator op jou tablet en selfoon ge-installeer wees.



☎: 012 644 4300 • 📠: 012 664 6493 • ✉: Posbus / PO Box 11760, Centurion, 0046

🏠: H.v. D.F. Malanrylaan en Eendrachtstraat, Kloofsig, Centurion
Cnr DF Malan Dr. and Eendracht str., Kloofsig, Centurion

www.solidariteit.co.za • 0861 25 24 23